

Watts Industries UK Ltd

SERVICE VALVES

Ball valves 360 degree operation reduced bore brass body chrome plated with compression end connections screwdriver slot operated.

Part number	End Connection	Box Qty
M10400	15mm	10
M10403	22mm	10



SERVICE VALVES

Ball valves 90 degree operation reduced bore brass body chrome plated with compression end connections screwdriver slot operated.

Part number	End Connection	Box Qty
M10402	15mm	10
M10401	22mm	10



SERVICE VALVES

Ball valves full bore brass body chrome plated with compression end connections screwdriver slot operated.

Part number	End Connection	Box Qty
M10406	22mm	10



FULL BORE BALL VALVES - MOV204W

Full Bore Ball valve, brass body nickel plated, brass ball chrome plated, screwed BSP Female end connections, PTFE Seats, blue aluminium lever operated.
Pressure rated 25 bar 1/4" to 1-1/2", 16 bar 2", 15 bar 2-1/2" to 4".
Temperature range -30°C to +120°C.

Part number	End Connection	Box Qty
M13900	1/4"	
M13901	3/8"	
M13902	1/2"	
M13903	3/4"	
M13904	1"	
M13905	1-1/4"	
M13906	1-1/2"	
M13907	2"	



WRAS APPROVED BALL VALVES

Ball valve, brass body nickel plated, brass ball chrome plated, screwed BSP Female end connections, PTFE Seats, lever operated.

Part number	End Connection	Box Qty
M13962	1/2"	
M13963	3/4"	
M13964	1"	
M13965	1-1/4"	
M13966	1-1/2"	
M13967	2"	

Watts Industries UK Ltd

FULL BORE BALL VALVES - EN331 GAS APPROVED

Full Bore Ball valve, brass body nickel plated, brass ball chrome plated, screwed BSP Female end connections, PTFE Seats, yellow steel lever operated.
 Pressure rated 40 bar (1/4" to 2"), 25 bar (2 1/2" to 4").
 Temperature range -20°C to +150°C.

Part number	End Connection	Box Qty
M13925	1/4"	
M13926	3/8"	
M13927	1/2"	
M13928	3/4"	
M13929	1"	
M13930	1-1/4"	
M13931	1-1/2"	
M13932	2"	
M13933	2-1/2"	
M13934	3"	
M13935	4"	



FULL BORE BALL VALVES

Full Bore Ball valve Short Body, brass body nickel plated, brass ball chrome plated, screwed BSP Female end connections, PTFE Seats, red steel lever operated.
 Pressure rated 25 bar (1/4" to 2"), 20 bar (2 1/2" to 4").
 Temperature range 10°C to +120°C.

Part number	End Connection	Box Qty
10002	1/2"	
10003	3/4"	
10004	1"	
10005	1-1/4"	
10006	1-1/2"	
10007	2"	
100010	4"	



FULL BORE BALL VALVES - MOV204WFFT

Full Bore Ball valve, brass body nickel plated, brass ball chrome plated, screwed BSP Female end connections, PTFE Seats, blue aluminium butterfly handle operated.
 Pressure rated 25 bar.
 Temperature range -10°C to +110°C.

Part number	End Connection	Box Qty
M13950	1/4"	
M13951	3/8"	
M13952	1/2"	
M13953	3/4"	
M13954	1"	
M13955	1 1/4"	



FULL BORE BALL VALVES - MOV204WGMFT

Full Bore Ball valve, brass body nickel plated, brass ball chrome plated, screwed BSP Female x BSP Male end connections, PTFE Seats, blue aluminium butterfly handle operated.
 Pressure rated 25 bar (1/2" to 1-1/2"), 16 bar (2").
 Temperature range -10°C to +110°C.

Part number	End Connection	Box Qty
M13975	1/4"	
M13976	3/8"	
M13977	1/2"	
M13978	3/4"	
M13979	1"	
M13980	1 1/4"	



Watts Industries UK Ltd

FULL BORE BALL VALVES - M0V204C

Full Bore Ball valve, nickel plated brass body, brass ball chrome plated, compression end connections, PTFE Seats & Stem seal, pressed steel blue lever operated.
Pressure rated 10 bar @ 65°C, 5 bar @ 120°C.

Part number	End Connection	Box Qty
M14000	15mm	
M14001	22mm	
M14002	28mm	
M14003	35mm	
M14004	42mm	
M14005	54mm	



FULL BORE BALL VALVES

Full Bore Ball valve, nickel plated brass body, brass ball chrome plated, compression end connections, PTFE Seats & Stem seal, pressed steel blue lever operated.
Pressure rated 40 bar.
Min. temperature 10°C. Max. temperature 120°C.

Part number	End Connection	Box Qty
10272	15mm	
10273	22mm	
10274	28mm	



FULL BORE BALL VALVES

Full Bore Ball valve, plain brass body, brass ball chrome plated, compression end connections, PTFE Seats & Stem seal, pressed steel blue lever operated.
Pressure rated 40 bar.
Min. temperature 10°C. Max. temperature 120°C.

Part number	End Connection	Box Qty
12272	15mm	
12273	22mm	
12274	28mm	



FULL BORE BALL VALVES - MOV204LS

Full Bore Ball valve, brass body nickel plated, brass ball chrome plated, screwed BSP Female x BSP Male end connections, PTFE Seats, blue Lockshield Square Head Operation.
Pressure rated 25 bar (1/2" to 1-1/2"), 16 bar (2").
Temperature range -10°C to +110°C.

number	Connection	Qty
M13911	1/2"	
M13912	3/4"	
M13913	1"	
M13914	1-1/4"	
M13915	1-1/2"	
M13916	2"	



FULL BORE BALL VALVES - MOV900T

Three Way T Port Full Bore Ball valve 90 degree operation, brass body nickel plated, brass ball chrome plated, screwed BSP Female end connections, PTFE Seats & Seals, red steel lever operated.
Max pressure 20 bar.

Part number	End Connection	Box Qty
M14300	1/2"	
M14301	3/4"	
M14302	1"	
M14303	1-1/4"	
M14304	1-1/2"	
M14305	2"	



Watts Industries UK Ltd

FULL BORE BALL VALVES - MOV900L		
Part number	End Connection	Box Qty
Three Way L Port Full Bore Ball valve 90 degree operation, brass body nickel plated, brass ball chrome plated, screwed BSP Female end connections, PTFE Seats & Seals, red steel lever operated. Max pressure 20 bar.		
M14310	1/2"	
M14311	3/4"	
M14312	1"	
M14313	1-1/4"	
M14314	1-1/2"	
M14315	2"	



BUTTERFLY BALL VALVES - MODEL 3800		
Part number	End Connection	Box Qty
Ball valve with butterfly type shut-off, brass body, screwed BSP Female end connections, EPDM Seats, black steel lever operated with indicator for flow regulation. Max pressure 16 bar. Max temperature +110°C.		
380012	1/2"	
380034	3/4"	
38001	1"	
3800114	1-1/4"	
3800112	1-1/2"	
38002	2"	



MINI BALL VALVES		
Part number	End Connection	Box Qty
Reduced Bore Ball valve, nickel plated brass body, ends screwed male x female, brass ball chrome plated, compression end connections, PTFE Seats & Stem seal, pressed steel black lever operated.		
M40420	1/4"	10



Iso-Filter Ball Valve Fig.620		
Part number	End Connection	Box Qty
Ball valve with Filter Brass body Nickel Plated Screwed BSP Ends Red or Blue T Handles		
M10410	1/2"	1
M10411	3/4"	1
M10412	1"	1



Iso-Filter Ball Valve Fig.623		
Part number	End Connection	Box Qty
Ball valve with Filter Brass body Nickel Plated Compression Ends Red or Blue T Handles		
M10415	15mm	1
M10416	22mm	1
M10417	28mm	1




Iso-Filter Ball Valve Fig.628		
Part number	End Connection	Box Qty
Ball valve with Filter & NRV Brass body Nickel Plated Compression Ends Red or Blue T Handles		
M10418	22mm	1
M10419	28mm	1




Watts Industries UK Ltd


	Part number	End Connection	Box Qty
Iso-Filter Ball Valve			
Ball valve with Filter	M10420	15mm	1
Brass body Nickel Plated	M10421	22mm	1
Compression Ends			
Screw-driver Operated			




	Part number	End Connection	Box Qty
Iso-Filter Ball Valve			
Ball valve & Filter	M50050	15mm	1
Brass body Self Coloured	M10431	22mm	1
Compression Ends			
Screwdriver Operated			




	Part number	End Connection	Box Qty
Iso-Filter Ball Valve Fig.8014			
Ball valve with Filter & NRV	M10425	15mm	1
Brass body Nickel Plated			
Compression Ends			
Lever Operated Blue or Red			




	Part number	End Connection	Box Qty
Iso-Filter Ball Valve Fig.8017			
Ball valve with Filter	M10423	15mm	1
Brass body Nickel Plated			
Compression Ends			
Lever Operated Blue or Red			



	Part number	End Connection	Box Qty
Isolating Ball Valve R.B.			
Brass body Self Coloured	M10430	15mm	1
Compression Ends			
Screwdriver Operated			




	Part number	End Connection	Box Qty
Ball Valve c/w NRV			
Non Return Valve	M50000	15mm	1
Brass body Self Coloured			
Compression Ends			
Screwdriver Operated			




Watts Industries UK Ltd


	Part number	End Connection	Box Qty
Single Check valve Fig.4042			
Brass body Nickel Plated	M10498	15mm	1
Screwed Male x 15mm			
Compression End			




	Part number	End Connection	Box Qty
Single Check valve Fig.4043			
Brass body Nickel Plated	M10497	22mm	1
Screwed Male x 22mm			
Compression End			



	Part number	End Connection	Box Qty
Tail Assembly Single Check			
Brass body Nickel Plated	M40100	15mm	1
Screwed 1" Female x Cu	M40120	22mm	1
As above without Check valve	M40110	15mm	1
	M40130	22mm	1



	Part number	End Connection	Box Qty
4 in 1 Angle Isofilter Without NRV			
Brass body Nickel Plated	M90035	15mm	1
Screwed 1" Female x Cu	M90025	22mm	1
Red & Blue Lever Operated			



	Part number	End Connection	Box Qty
FLOW RESTRICTOR SERVICE VALVES			
Ball valves 360 degree operation reduced bore brass body chrome plated with compression end connections screwdriver slot operated.	T.B.A.	15mm	1
Fitted with Flow Restrictor. Available with flow rates of 4 , 6 , 8 , 10 , 12 , 15 & 18 Litres/min	T.B.A.	22mm	1

